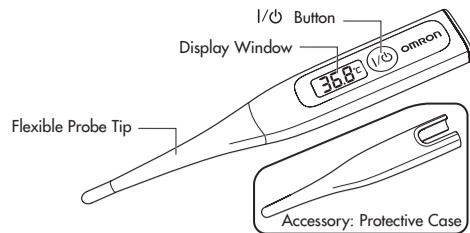


OMRON®

DIGITAL THERMOMETER

Model MC-343F

9481321-7D



Thank you for purchasing Omron Digital Thermometer.

The thermometer you purchased offers a safe, accurate and quick temperature reading. You can measure your temperature through oral, rectal or underarm. This thermometer eliminates any worries about broken glass or mercury hazards. Note that your temperature is affected by smoking, eating or drinking. Thoroughly read this instruction manual before using your OMRON MC-343F Digital Thermometer. We recommend that you practice taking your temperature with the thermometer. In this way you will gain confidence in your technique when using the thermometer. Contact your doctor if you have any questions regarding specific temperatures.

IMPORTANT SAFETY NOTES

To assure the correct use of the product basic safety, measures should always be followed including the precautions listed below.

WARNING

- A high or prolonged fever requires medical attention, especially for young children. Please contact your doctor.
- Carefully read and follow the enclosed instructions to ensure accurate temperature readings. Note that temperature readings are affected by many factors including physical exertion, the drinking of hot or cold beverages before measurement, as well as measuring technique.
- Please keep still during measurement.
- The use of temperature readings for self-diagnosis is dangerous. Consult with your doctor for the interpretation of results. Self-diagnosis may lead to the worsening of existing disease conditions.
- This thermometer is used for taking temperatures through oral, rectal or underarm. Do not attempt to take temperatures at other sites, such as in the ear, as it may result in false readings and may lead to injury.
- Store the thermometer out of the reach of children. Do not allow children to take their temperatures unattended. Children may injure themselves when attempting to take temperatures without supervision.
- Do not leave the battery, battery cover or probe cover where children can get to them. Children may swallow them. Should a child swallow the battery, battery cover or probe cover, contact a doctor immediately.
- Do not attempt measurements when the thermometer is wet as inaccurate readings may result.

CAUTION

- Do not bite on the thermometer. Doing so may lead to breakage and/or injury.
- Do not share the thermometer among individuals.
- Do not attempt to disassemble or repair the thermometer. Doing so may result in inaccurate readings.
- Do not attempt to incinerate the battery. It may burst.
- Pay attention to polarity (+ -) when replacing the battery. Failure to do so may lead to fluid leakage, heat generation or bursting, resulting in damage to the unit.
- Remove the battery when the thermometer will not be used for 3 months or more. Failure to do so may lead to fluid leakage, heat generation or bursting, resulting in damage to the unit.
- Do not use mobile phones near the thermometer.
- Do not use the thermometer in places where strong static electricity or electromagnetic fields are present. Doing so may lead to inaccurate readings and may contribute to instrument failure.
- Do not force the thermometer into the rectum. Stop insertion and abort the measurement when pain is present. Failure to do so may lead to injury.
- Do not attempt rectal measurements on persons with rectal disorders. Doing so may aggravate or worsen the disorder.
- Do not step on the unit or the hard case.
- Do not bend the tip more than 45 degrees.
- Do not attempt to disinfect the sensing section of the thermometer by immersing in alcohol or in hot water (water over 50°C).
- Failure to use a probe cover may lead to bacteria and viral infection.

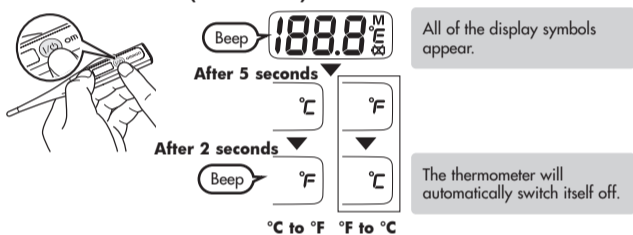
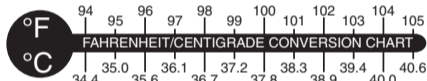
GENERAL SAFETY PRECAUTIONS

- Do not use the thermometer to measure anything other than human body temperatures.
- Do not drop the thermometer and protective case or expose them to shock or vibration.
- Do not store the thermometer in the protective case when it is damp. Wipe it off with a dry cloth first.
- Avoid taking the temperature until after 30 minutes has lapsed after exercise, bathing or eating/drinking.

SWITCHING BETWEEN FAHRENHEIT/CENTIGRADE (CELSIUS)

Press the I/O button for 7 seconds until a beep is emitted.

The display will change to the other measurement scale at the time when the beep sounds.



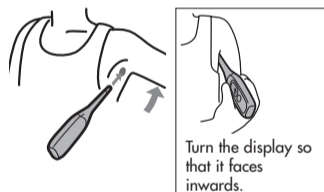
RECTAL USE:

Always use a probe cover when taking rectal measurements.

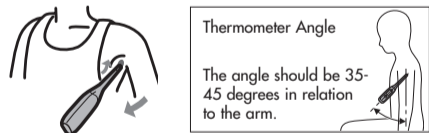
- Commonly used for young children when it is difficult to take an oral or underarm.
- Lubricate with a water-soluble gel. Do not use petroleum jelly.
- Gently insert the probe tip no more than 1.3 cm into the rectum. Do not force the tip into the rectum if resistance is encountered.
- Disinfect the thermometer after use.

UNDERARM (AXILLARY) USE:

- Place the probe tip in the center of the armpit.



- Lock the probe tip under the arm, using the arm to slightly apply pressure inwards.



- In the case of infants and very young children, gently hold the arm to prevent movement.

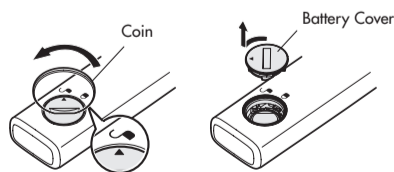
BATTERY REPLACEMENT

Battery: Alkaline-Manganese Button Battery LR41 (available commercially)

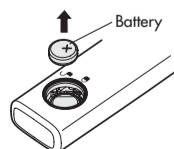
Battery Replacement Indicator ()

Replace the battery when the battery replacement indicator appears when the thermometer is switched on.

- Use a coin to take off the battery cover.



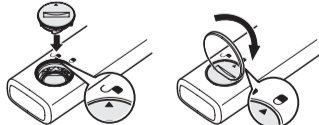
- Remove the battery.



- Insert the new battery with the "+" pole facing up as shown in the diagram.



- Use a coin to replace the battery cover.



NOTES:

- The thermometer comes fitted with a battery for testing purposes. This battery may not provide the same amount of battery life as a new battery.
- Consult your local authorities and follow their instructions for the disposal of batteries and/or the thermometer.
- Do not lose the O-ring around the battery cover. Water-resistant will fail and can lead to misreading and failure of the unit.



TAKING THE TEMPERATURE

If possible, a full probe cover covering all sections should be used. Replace the probe cover with a new one after each use. Probe covers are included with the thermometer. Place a probe cover carefully over the tip.

- Press the I/O button.

A default temperature 37.0°C (98.6°F) is shown up on display.

NOTE:

When a temperature other than 37.0°C (98.6°F) is displayed, please refer to the "TROUBLESHOOTING" section for details to correct the problem.

- Apply the thermometer to the measurement site.

Use the oral, rectal or underarm site for measurement.

NOTE:

Even if the "L" indicator fails to display (when only the temperature is displayed), this is not an error. So the temperature may be taken as is.

- For Oral and rectal measurement:

When the reading is ready, the thermometer will emit a [beep-beep-beep] sound three times. Remove the thermometer from the measurement site and read the result. For underarm, please continue to hold for 2 - 5 minutes to complete the measurement.

BUZZER NOTIFICATION TIMING

Oral : approx. 20 seconds **Rectal : approx. 10 seconds** **Underarm : approx. 25 seconds**

* 25 seconds is the earliest estimated temperature indication. To complete the measurement, it is required to measure the temperature in the underarm between 2 - 5 minutes (depending on the ambient temperature and condition).

NOTES:

- The measurement continues even after the buzzer notification.
- The buzzer notification timing is based on an environmental temperature of 23 degrees without the probe cover.
- There will be individual differences in the measurement results.

- Turn off the thermometer and store it in the protective case.

NOTES:

- The reading will automatically be stored in memory.
- Although the thermometer will automatically switch itself off 30 minutes after use or after 3 minutes when it has not been used; it should be turned off manually to conserve the battery.

DISPLAYING THE LAST TEMPERATURE

Press the I/O button to display the temperature that was measured most recently.

For details, please refer to the "TAKING THE TEMPERATURE" section.

CORRECT MEASUREMENT

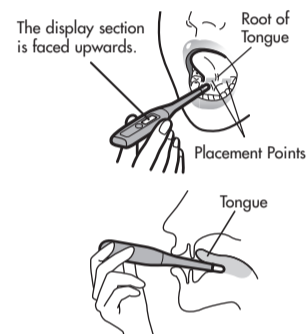
Measurement accuracy cannot be assured when the method used to measure the temperature is incorrect.

ORAL USE (for ages 4 and older):

The mouth should remain closed up to 5 minutes before attempting a reading.

- Place the thermometer in the mouth under the tongue so that it rests to the left or right of the root of the tongue.

- Use downward tongue pressure to hold the thermometer in place.
- Hold the thermometer to keep it from sliding around in the mouth.



ERROR DISPLAYS

INDICATOR	CAUSE	REMEDY
L	Displayed when the temperature of the sensing section is less than 32°C (89.6°F).	This is not an error so it may be ignored and the temperature taken.
H	Displayed when the temperature of the sensing section is greater than 42°C (107.6°F).	Cool the sensing section and then take the temperature.
Temperature Displayed	Displayed when the surrounding temperature exceeds 32°C (89.6°F).	This is not an error, so the temperature may be taken as is.

TROUBLESHOOTING

PROBLEM	CAUSE	CORRECTION
Wide differences in readings	<ul style="list-style-type: none"> The temperature sensing part of the thermometer is being placed at a different location for each reading. The thermometer is moved while the temperature is being taken. The mouth is kept open while the measurement is in progress. 	Check to see that the thermometer is being placed at the location as described in the "CORRECT MEASUREMENT" section.
Nothing appears in the display section when the power switch is pressed.	<ul style="list-style-type: none"> The polarity ⊕ ⊖ is reversed. The battery is depleted. 	<ul style="list-style-type: none"> Take out the battery and replace using the correct polarity. Check to see if ⊗ appears in the display section. Replace with a new battery (LR41).
[37.0°C (98.6°F)] is not displayed during the measurement preparation period.	<ul style="list-style-type: none"> A temperature from [36.9°C (98.4°F)] to [37.1°C (98.8°F)] is displayed. A temperature other than that in the range from [36.9°C (98.4°F)] to [37.1°C (98.8°F)] is displayed, even after turning the thermometer on and off several times. 	<ul style="list-style-type: none"> The thermometer may be used as it is. Please contact your nearest authorized OMRON dealer.

CARE AND MAINTENANCE

Keep the thermometer clean.

- Do not use strong jets of water to clean the thermometer or leave it immersed in water for long periods of time.
- Wipe the thermometer with a soft clean cloth.
- When using alcohol to clean the thermometer, make sure that it does not come into contact with the indicator section.
- For stubborn stains, wipe the thermometer with a cloth that has been dampened with water or a neutral detergent solution and then wipe thoroughly. Finish by wiping with a soft dry cloth.
- Observe the following to prevent damage to the thermometer.
 - Do not use benzene, thinner, gasoline or other strong solvents to clean the thermometer.
 - Do not soak the sensing section in alcohol for long periods of time or attempt to sterilize it using hot water (water at a temperature of 50°C (122°F) or higher).
 - Do not use ultrasonic washing to clean the thermometer.

Store the thermometer in its protective case.

- Do not store the thermometer in the following types of places. Doing so may damage the thermometer.
 - Wet locations.
 - Locations with high heat and humidity or those that are exposed to direct sunlight. Areas close to heating equipment, dust locations, or environments where there are high salt concentrations in the air.
 - Locations where the unit will be subjected to leaning, shock or vibration.
 - Pharmaceutical storage areas or locations where corrosive gases are present.

SPECIFICATIONS

Product Name:	DIGITAL THERMOMETER MC-343F	Power Supply:	1.5V DC, 1 LR41 Alkaline-Manganese Button Battery
Power Consumption:	0.1mW	Battery Life:	Approx. 2 years or more (3 times per day)
Sensing Unit:	Thermistor	Measurement Method:	Actual measurement
Temperature Display:	3-digit, +°C (°F) display in 0.1 degree increments	Applied Part:	⊗ =Type B
Measurement Accuracy:	± 0.1°C (32.0 to 42.0°C) ± 0.2°F (89.6 to 107.6°F) (when measured at a standard room temperature of 23°C (73.4°F) in a test tank held at constant temperature)	Protection Against Electric Shock:	Internally powered ME equipment
Measurement Range:	32.0 to 42.0°C (89.6 to 107.6°F)		
Usage Environment:	Surrounding temperature +10 to +40°C (+50 to +104°F), Relative Humidity 30-85%RH		
Temp and Humidity:			
Storage Environment:	Surrounding temperature -20 to +60°C (-4 to +140°F), Relative Humidity 10-95%RH		
Temp and Humidity:			
Weight:	Approx. 12g (with battery installed)		
External Dimensions:	19.4 mm (w) × 132.5 mm (l) × 10.0 mm (d)		
Accessories:	Test Battery (Alkaline-Manganese Button Battery LR41), Protective Case, Instruction Sheet, 5 Probe Covers.		

The specifications may be changed without prior notice.

This OMRON product is produced under the strict quality system of OMRON HEALTHCARE Co., Ltd., Japan.

Read the instruction in this manual carefully.

CE 0197

This device fulfills the provisions of the EC directive 93/42/EEC (Medical Device Directive) and the European Standard EN12470-3:2000, Clinical thermometers - Part 3: Performance of compact electrical thermometers (non-predictive and predictive) with maximum device.

	OMRON HEALTHCARE Co., Ltd. 53, Kunotsubo, Terado-cho, Muko, Kyoto 617-0002 JAPAN
EC REP	OMRON HEALTHCARE EUROPE B.V. Scorpius 33, 2132 LR Hooftdorp THE NETHERLANDS
Production Facility	OMRON (DALIAN) CO., LTD. Dalian, China
Asia Pacific HQ	OMRON HEALTHCARE SINGAPORE PTE LTD. 438A Alexandra Road, #05-05/08, Alexandra Technopark Singapore 119967 www.omron-healthcare.com.sg